

UCLA RADIOLOGY WEEKLY ACCESS DASHBOARD

CLICK ON THE RED BOXES TO FILTER DATA

1. System

Hosp/JV EIMG

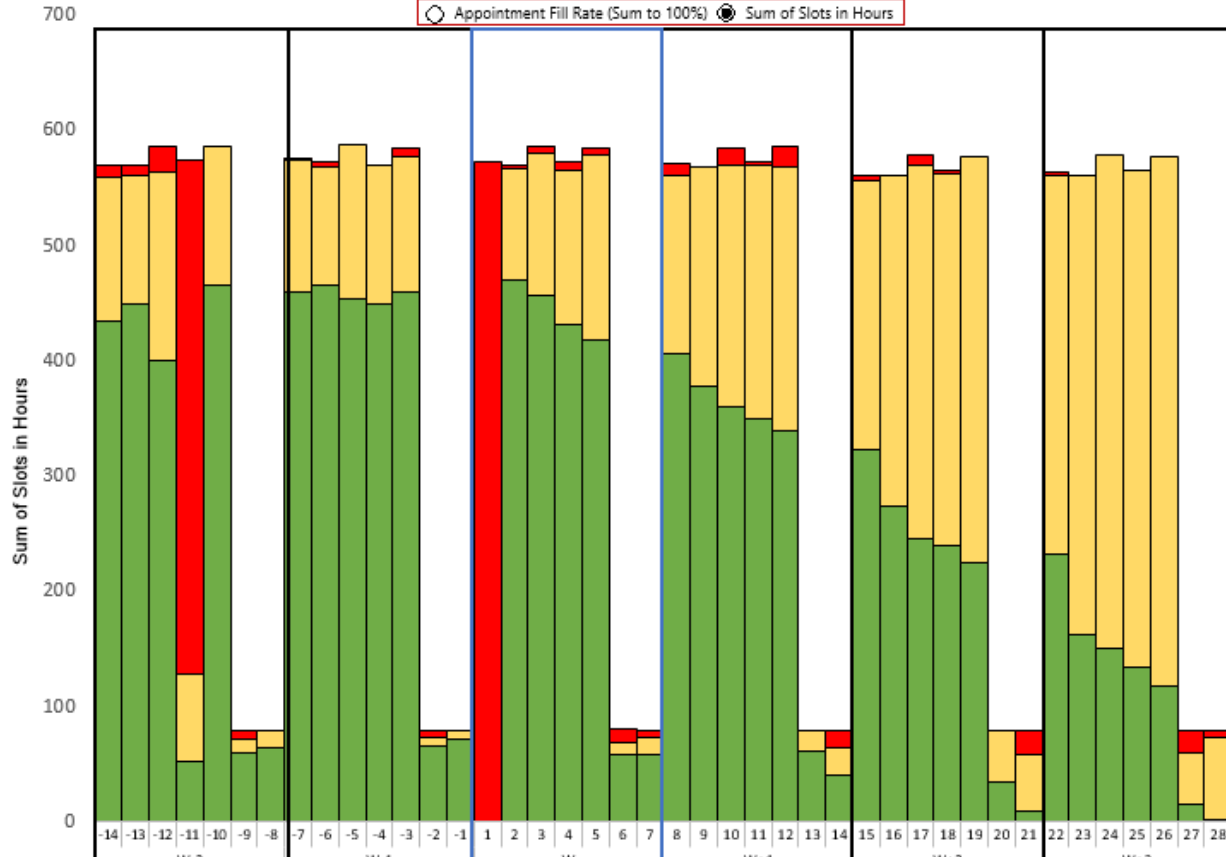
2. Modality

CT DEXA MAM MRI PETCT US

3. Shift Coverage

Std (M-F 6a-5p) After Hours

5/27/2019
Week 22 of 2019



	9	8	23	446	0	8	0	2	5	0	0	8	6	0	572	3	6	7	7	12	6	10	0	16	2	18	0	15	4	0	9	3	0	0	21	3	0	0	0	0	20	6	125	112	164	76	121	12	16	14	102	134	121	117	7	8	0	96	123	135	160	10	14	155	190	209	221	229	18	23	233	288	324	322	353	45	49	328	399	427	431	460	44	72
Unavailable	9	8	23	446	0	8	0	2	5	0	0	8	6	0	572	3	6	7	7	12	6	10	0	16	2	18	0	15	4	0	9	3	0	0	21	3	0	0	0	0	20	6	125	112	164	76	121	12	16	14	102	134	121	117	7	8	0	96	123	135	160	10	14	155	190	209	221	229	18	23	233	288	324	322	353	45	49	328	399	427	431	460	44	72
Open	125	112	164	76	121	12	16	14	102	134	121	117	7	8	0	96	123	135	160	10	14	155	190	209	221	229	18	23	233	288	324	322	353	45	49	328	399	427	431	460	44	72																																										
Taken	434	448	399	51	464	59	63	59	465	453	449	459	65	71	0	470	457	430	417	58	58	405	378	359	348	338	60	40	323	272	244	239	224	34	8	232	161	150	134	117	15	1																																										

4. Region

RAD - WW RAD - VAL
RAD - SM RAD - SB

5. Clinic Location

2020 BEV HILLS BIC
ENCINO MBI MP1
MP2 PORTERRANCH PVIC
REDONDO SANTA CLARITA SMH
SMO THSD OAKS TLHC

6. Provider [ID]

BEVERLY HILLS US 01 [6000625]
BIC MR 01-3T-RADIOLOGY [6000083]
BIC MR 02-3T-RADIOLOGY [6000084]
BIC US 01-RADIOLOGY [6000085]
BIC US 02-RADIOLOGY [6000086]

7. Breast Program Filter

MAM-IR MAMMO MAM-MR
MAM-PANEL MAM-US NOT BREAST

8. Slot Type Filter

Cardiac CONTRAST/NON CON
CSI CLINIC CT CARDIAC
CT INTERVENTIONAL CT OPEN
DEXA OPEN MAM BREAST IR
MAM CALL BACK MAM DIAGNOSTIC

	W-2	W-1	W	W+1	W+2	W+3
FILL RATE (EXCLUDING HOLIDAYS)	63%	80%	77%	64%	45%	27%

3rd Next Avail	
MOD	Days
MRI W CON (60)	10
CT W CON (20)	2
MG DX PNL (30)	3
US GENERAL (45)	2
PETCT (45)	4

	W-2	W-1	W	W+1	W+2	W+3
Unavailable Hours						
Planned Equipment Downtime	25	2	17	10	4	0
Planned Tech/Nurse/MD Downtime	469	11	23	51	33	29
Planned Training/Quality/Software	0	0	0	0	0	0
Unplanned Equipment Downtime	0	8	0	0	0	0
Unplanned Tech/Nurse/MD Downtime	1	0	0	0	0	0
Holiday	0	0	572	0	0	0

Slot Utilization (Selected Weeks)						
	W-2	W-1	W	W+1	W+2	W+3
Slot Block	Avail. Hours	% Open	% Taken			
Contrast, Non Contrast	433.4	13%	86%			
MM SCREENING	319.8	12%	88%			
Non Contrast	153.8	29%	70%			
CT Oral Con, Contrast, N	171.0	9%	90%			
RIS ADD ON	123.6	38%	62%			
OTHER BLOCKS (MISC.)	1841.7	22%	78%			
Total Blocks (Sum)	3043.3	20%	80%			

UCLA RADIOLOGY WEEKLY ACCESS DASHBOARD

CLICK ON THE RED BOXES TO FILTER DATA

1. System

Hosp/JV

2. Modality

MRI

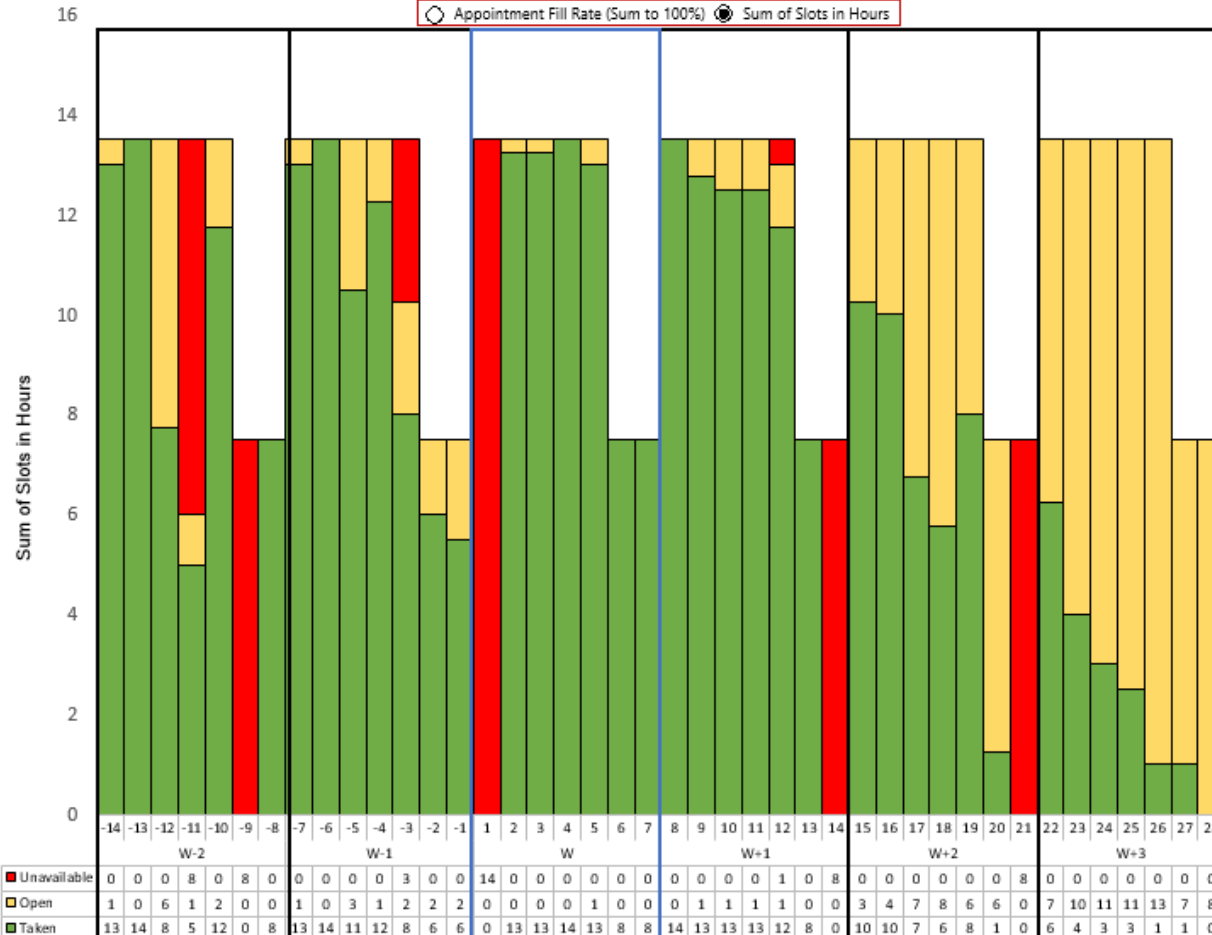
3. Shift Coverage

Std (M-F 6a-5p)

After Hours

5/27/2019

Week 22 of 2019



4. Region
RAD - SM

5. Clinic Location
BIC

6. Provider [ID]

- BEVERLY HILLS US 01 [6000625]
- BIC MR 01-3T-RADIOLOGY [6000083]
- BIC MR 02-3T-RADIOLOGY [6000084]**
- BIC US 01-RADIOLOGY [6000085]
- BIC US 02-RADIOLOGY [6000086]

7. Breast Program Filter
NOT BREAST

8. Slot Type Filter

- CONTRAST/NON CON
- MR PROSTATE**
- NON CONTRAST

	W-2	W-1	W	W+1	W+2	W+3
FILL RATE (EXCLUDING HOLIDAYS)	71%	83%	99%	85%	51%	22%

3rd Next Avail	
MOD	Days
MRI W CON (60)	17
CT W CON (20)	N/A
MG DX PNL (30)	N/A
US GENERAL (45)	N/A
PETCT (45)	N/A

	W-2	W-1	W	W+1	W+2	W+3
Unavailable Hours						
Planned Equipment Downtime	8	0	0	0	0	0
Planned Tech/Nurse/MD Downtime	8	0	0	8	8	0
Planned Training/Quality/Software	0	0	0	0	0	0
Unplanned Equipment Downtime	0	3	0	0	0	0
Unplanned Tech/Nurse/MD Downtime	0	0	0	0	0	0
Holiday	0	0	14	0	0	0

Slot Utilization (Selected Weeks)						
	W-2	W-1	W	W+1	W+2	W+3
Slot Block	Avail. Hours	% Open	% Taken			
Contrast, Non Contrast	43.5	16%	82%			
Contrast, Non Contrast,	22.0	11%	80%			
Non Contrast	7.0	18%	82%			
Enterography, Prostate	5.0	0%	100%			
Prostate	5.0	0%	100%			
OTHER BLOCKS (MISC.)	0.0	0%	0%			
Total Blocks (Sum)	82.5	13%	83%			

UCLA RADIOLOGY WEEKLY ACCESS DASHBOARD

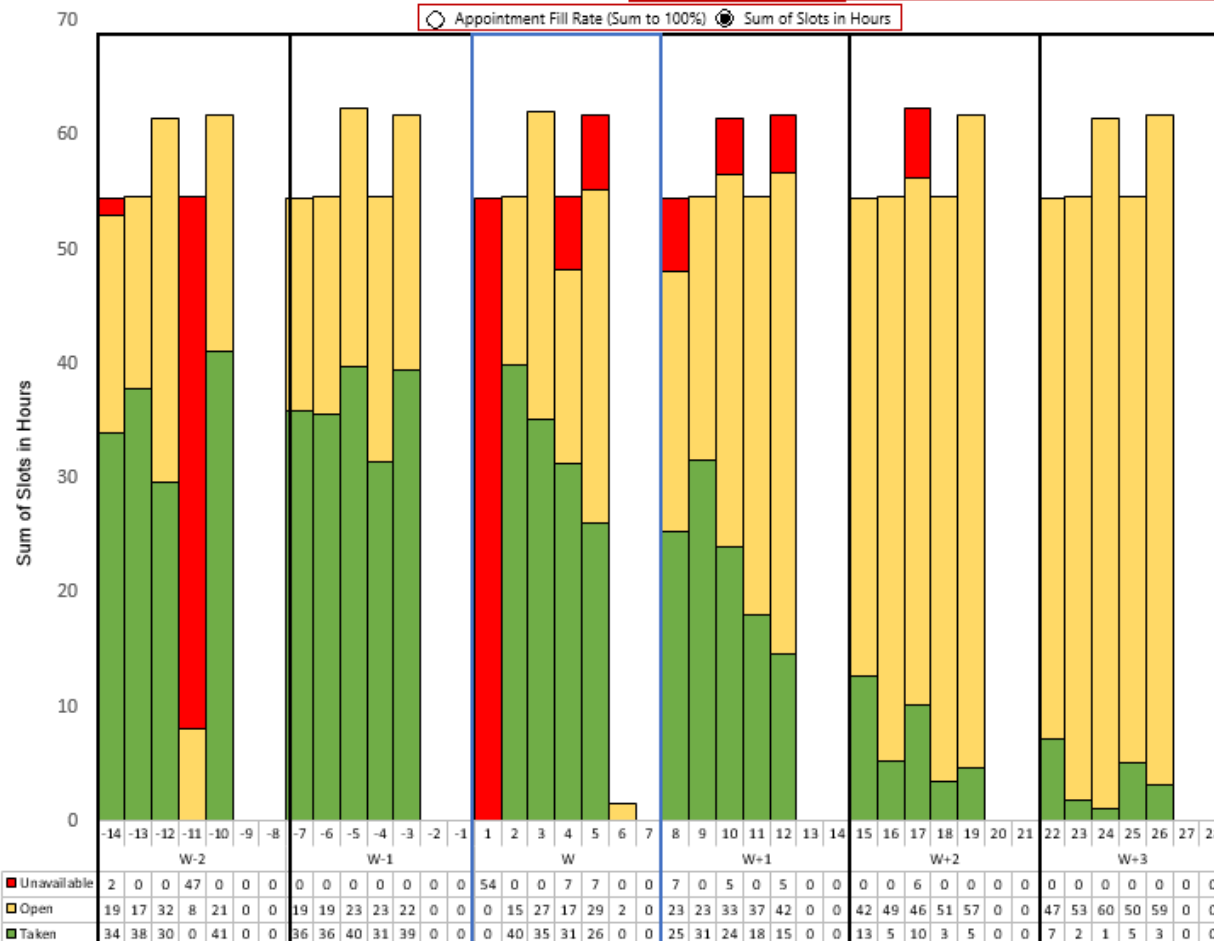
CLICK ON THE RED BOXES TO FILTER DATA

1. System
Hosp/JV

2. Modality
CT DEXA MAM MRI US

3. Shift Coverage
Std (M-F 6a-5p) After Hours

5/27/2019
Week 22 of 2019



4. Region
RAD-SB

5. Clinic Location
2020 BEV HILLS BIC
ENCINO MBI MP1
MP2 PORTERRANCH PVIC
REDONDO SANTA CLARITA SMH
SMO THSD OAKS TLHC

6. Provider [ID]
PVIC CT 01-RADIOLOGY [6000549]
PVIC DEXA 01-RADIOLOGY [6000550]
PVIC MAM 01-RADIOLOGY [6000555]
PVIC MAM 02-RADIOLOGY [6000556]
PVIC MAM IR 01 [6000606]

7. Breast Program Filter
MAM-IR MAMMO MAM-PANEL
MAM-US NOT BREAST

8. Slot Type Filter
Cardiac CONTRAST/NON CON
DEXA OPEN MAM BREAST IR
MAM CALL BACK MAM DIAGNOSTIC
MAM ONLINE MAM SCREENING
NON CONTRAST RIS ADD ON

	W-2	W-1	W	W+1	W+2	W+3
FILL RATE (EXCLUDING HOLIDAYS)	50%	63%	56%	39%	12%	6%
Unavailable Hours						
Planned Equipment Downtime	2	0	13	7	0	0
Planned Tech/Nurse/MD Downtime	47	0	0	10	6	0
Planned Training/Quality/Software	0	0	0	0	0	0
Unplanned Equipment Downtime	0	0	0	0	0	0
Unplanned Tech/Nurse/MD Downtime	0	0	0	0	0	0
Holiday	0	0	54	0	0	0

3rd Next Avail	
MOD	Days
MRI W CON (60)	11
CT W CON (20)	3
MG DX PNL (30)	24
US GENERAL (45)	3
PETCT (45)	N/A

Slot Utilization (Selected Weeks)			
	W-2	W-1	W
Slot Block	Avail. Hours	% Open	% Taken
(blank)	48.3	82%	18%
Non Contrast	33.2	46%	54%
MM SCREENING	26.5	19%	81%
Contrast, MRBREAST, No	25.0	22%	78%
Arterial, General, OB, Pe	21.8	20%	80%
OTHER BLOCKS (MISC.)	132.6	27%	73%
Total Blocks (Sum)	287.3	37%	63%